





Rapport fra «Evaluation of the Master's Programme in Human Geography 2018/2019»

Innhentede svar pr. 2. mai 2019 14:23

- Leverte svar: **14**
- Påbegynte svar: **0**
- Antall invitasjoner sendt: **0**

Uten fritekstsvar

Which year did you start the programme? *




Svar	Antall	Prosent
Autumn 18	6	42,9 % 
Autumn 17	6	42,9 % 
Autumn 16	1	7,1 % 
Previous to 2016	1	7,1 % 

Did you start directly after graduation from undergraduate studies or have you had a break in your studies? *

Svar	Antall	Prosent
Started directly after undergraduate studies	8	57,1 % 
Had a short break after graduation	4	28,6 % 
Had a break of several years or more	2	14,3 % 



About the programme in general
Practical information *

"The practical information I received was sufficient to commence my studies"

Svar	Antall	Prosent
Agree	11	78,6 % 
Partially agree	2	14,3 % 
Disagree	0	0 %
Do not know	1	7,1 % 





Social environment *

"I was well received and had the opportunity to get to know my fellow students on the programme"




Svar	Antall	Prosent
Agree	8	57,1 % 
Partially agree	6	42,9 % 
Disagree	0	0 %
Do not know	0	0 %

Academic coherence and comprehensiveness of the programme
Do you feel that the master's programme in human geography is coherent? *

"The programme has a sensible composition of subjects and I see the overall purpose of the programme"

Svar	Antall	Prosent
Yes	4	28,6 % 
Mostly	6	42,9 % 
Partially	2	14,3 % 
To a small degree	2	14,3 % 
No	0	0 %
Do not know / have no opinion	0	0 %

Do you feel that the order of the subjects works well? *

Svar	Antall	Prosent
Yes	6	42,9 % 
Mostly	6	42,9 % 
Partially	1	7,1 % 

Svar	Antall	Prosent
To a small degree	1	7,1 % <input type="checkbox"/>
No	0	0 %
Do not know / have no opinion	0	0 %

Learning outcomes

Which of the courses do you feel you have had a particular benefit from? *

You can make several selections.

Svar	Antall	Prosent
SGO4010/HGO4010 - Qualitative Method	6	42,9 % <input type="checkbox"/>
SGO4011/HGO4011 - Philosophy and Methodology of Human Geography	7	50 % <input type="checkbox"/>
SGO4040/HGO4040 - Individual reading list	8	57,1 % <input type="checkbox"/>
SGO4XXX/HGOXXXX specialization courses (please specify in comment field)	10	71,4 % <input type="checkbox"/>
None of the topics	0	0 %

Are there any courses which you have gained no particular benefit from? *

You can make several selections.

Svar	Antall	Prosent
SGO4010/HGO4010 - Qualitative Method	3	21,4 % <input type="checkbox"/>
SGO4011/HGO4011 - Philosophy and Methodology of Human Geography	1	7,1 % <input type="checkbox"/>
SGO4040/HGO4040 - Individual reading list	0	0 %
SGO4XXX/HGOXXXX specialization courses (please specify)	3	21,4 % <input type="checkbox"/>
None of the topics	8	57,1 % <input type="checkbox"/>

Teaching and assessment methods

What do you think of the methods of assessment for the courses you have studied or are studying? *

Examinations, written assessments, etc. You can make several selections.

Svar	Antall	Prosent
I find that I am able to demonstrate my knowledge	8	57,1 % <input type="checkbox"/>
There are too many assessments	0	0 %
I find that the assessment methods enable me to work uniformly on the different courses	4	28,6 % <input type="checkbox"/>
I would prefer more freedom of choice of assessment method	4	28,6 % <input type="checkbox"/>
Do not know / have no opinion	2	14,3 % <input type="checkbox"/>

What do you think about the relationship between organized teaching and independent work? *

Svar	Antall	Prosent
I would prefer more organized teaching	4	28,6 % <input type="checkbox"/>
I would like to have more opportunity for independent study	0	0 %
I think it's a good mix of organized teaching and independent study	10	71,4 % <input type="checkbox"/>
Do not know / have no opinion	0	0 %

What do you think of the teaching methods on the programme's courses? *

Svar	Antall	Prosent
I would like more lectures	2	14,3 % <input type="checkbox"/>
I would like more seminars	5	35,7 % <input type="checkbox"/>
I would like more assignments / project work / exercises	3	21,4 % <input type="checkbox"/>
I would like more thematic seminars	8	57,1 % <input type="checkbox"/>
Do not know / have no opinion	2	14,3 % <input type="checkbox"/>





The workload

What do you think of the total workload in the programme? *

Svar	Antall	Prosent
Very demanding	1	7,1 % <input type="checkbox"/>
Demanding	4	28,6 % <input type="checkbox"/>
Appropriate	9	64,3 % <input type="checkbox"/>

Svar	Antall	Prosent
Easy	1	7,1 % 
Very easy	0	0 %
Do not know / have no opinion	0	0 %




How many hours per week do you study? *

Svar	Antall	Prosent
More than 40 hours a week	1	7,1 % 
30 to 39 hours a week	5	35,7 % 
20 to 29 hours a week	7	50 % 
10 to 19 hours a week	2	14,3 % 
Less than 10 hours a week	0	0 %

Learning resources and learning environment






Are you satisfied with your physical learning environment? *

Reading rooms, PC-rooms, lecture hall, seminar rooms, libraries, etc.





Svar	Antall	Prosent
Yes	4	28,6 % 
Mostly satisfied	8	57,1 % 
Partially satisfied	0	0 %
Little satisfied	2	14,3 % 
No	0	0 %
Do not know / have no opinion	0	0 %

Are you satisfied with the psychosocial study environment? *

The organization, conditions for study, culture and welfare etc.

Svar	Antall	Prosent
Yes	8	57,1 % 
Mostly satisfied	2	14,3 % 
Partially satisfied	2	14,3 % 
Little satisfied	1	7,1 % 
No	0	0 %
Do not know / have no opinion	1	7,1 % 

Are you enjoying your studies? *



Svar	Antall	Prosent
Yes	9	64,3 % 
Mostly satisfied	3	21,4 % 
Partially satisfied	1	7,1 % 
Little satisfied	1	7,1 % 
No	0	0 %
Do not know / have no opinion	0	0 %

Academic and social fora and events

Do you attend events organized by the Programme Committee or Terra? *



Svar	Antall	Prosent
Yes	1	7,1 % 
No	5	35,7 % 
Sometimes	8	57,1 % 

To what extent do you think the Programme Committee takes care of your interests? *




Svar	Antall	Prosent
Mostly	1	7,1 % 
OK	2	14,3 % 
Should be better	1	7,1 % 

Svar	Antall	Prosent
Do not know / have no opinion	10	71,4 % 

Would you like to join the Programme Committee?




Svar	Antall	Prosent
Yes	0	0 %
No	12	85,7 % 
Yes, but I have received too little information	2	14,3 % 

Would you like there to be more social and academic events? *

Svar	Antall	Prosent
Yes, I would like that	5	35,7 % 
No, I think the overall offer is good	5	35,7 % 
Do not know / have no opinion	4	28,6 % 

Do you think you have sufficient contact with: The teaching staff? *




Lecturer, seminar leader, etc.

Svar	Antall	Prosent
Yes	8	57,1 % 
To a certain degree	5	35,7 % 
No	1	7,1 % 
Do not know / have no opinion	0	0 %

Do you think you have sufficient contact with: The study adviser? *


Svar	Antall	Prosent
Yes	9	64,3 % 
To a certain degree	4	28,6 % 
No	0	0 %
Do not know / have no opinion	1	7,1 % 

Do you think you have sufficient contact with: Fellow students? *



Svar	Antall	Prosent
Yes	8	57,1 % 
To a certain degree	4	28,6 % 
No	2	14,3 % 
Do not know / have no opinion	0	0 %

Study progression

Is it important for you to complete your studies on time? *

Svar	Antall	Prosent
Yes	11	78,6 % 
No	3	21,4 % 
Do not know / have no opinion	0	0 %

Do you think that your fellow students expect to complete their studies on time? *

Svar	Antall	Prosent
Yes	7	50 % 
No	4	28,6 % 
Do not know / have no opinion	3	21,4 % 

Expectations and reality

Has the programme lived up to your expectations so far?

Svar	Antall	Prosent
Yes	9	64,3 % 
Partly	5	35,7 % 
No	0	0 %

Svar	Antall	Prosent	
Do not know / have no opinion	0	0 %	

Se nylige endringer i Nettskjema (v614_0rc1)